

STATEMENT OF APPROPRIATIONS, ALLOTMENTS, OBLIGATIONS, DISBURSEMENTS AND BALANCES
As at the Quarter Ending March 31, 2024

Department : Department of Information and Communications Technology (DICT)
 Agency/Entity : National Privacy Commission
 Operating Unit : < not applicable >
 Organization Code (UACS) : 37 003 0000000
 Fund Cluster : 01 - Regular Agency Fund

| | |
|---|-----------------------------|
| X | Current Year Appropriations |
| | Supplemental Appropriations |
| | Continuing Appropriations |

(e.g. UACS Fund Cluster: 01-Regular Agency Fund, 02-Foreign Assisted Projects Fund, 03-Special Account-Locally Funded/Domestic Grants Fund, and 04-Special Account-Foreign Assisted/Foreign Grants Fund)

| Particulars | UACS CODE | Appropriations | | | | Allotments | | | | Current Year Obligations | | | | Current Year Disbursements | | | | Balances | | | | | | |
|--|------------------|---------------------------|---|-------------------------|---------------------|---|-------------|---------------|---------------------|-----------------------------|----------------------------|---------------------------------|--------------------------------|----------------------------|-----------------------------|----------------------------|---------------------------------|--------------------------------|------------------|---------------------------|------------------------|------------------------------------|------------|---------------|
| | | Authorized Appropriations | Adjustments (Transfer To/From, Modifications/Augmentations) | Adjusted Appropriations | Allotments Received | Adjustments (Reductions, Modifications/Augmentations) | Transfer To | Transfer From | Adjusted Allotments | 1st Quarter Ending March 31 | 2nd Quarter Ending June 30 | 3rd Quarter Ending September 30 | 4th Quarter Ending December 31 | Total | 1st Quarter Ending March 31 | 2nd Quarter Ending June 30 | 3rd Quarter Ending September 30 | 4th Quarter Ending December 31 | Total | Unreleased Appropriations | Unobligated Allotments | Unpaid Obligations (15-20)=(23+24) | | |
| 1 | 2 | 3 | 4 | 5=(3+4) | 6 | 7 | 8 | 9 | 10=[(6+)-(7)-8+9] | 11 | 12 | 13 | 14 | 15=(11+12+13+14) | 16 | 17 | 18 | 19 | 20=(16+17+18+19) | 21 | 22 | 23 | 24 | |
| I. Agency Specific Budget | | 437,578,000.00 | 0.00 | 437,578,000.00 | 437,578,000.00 | 0.00 | 0.00 | 0.00 | 437,578,000.00 | 83,924,082.92 | 0.00 | 0.00 | 0.00 | 0.00 | 83,924,082.92 | 61,620,604.63 | 0.00 | 0.00 | 0.00 | 61,620,604.63 | 0.00 | 343,653,917.08 | 136,209.83 | 32,167,268.46 |
| General Administration and Support | 1000000000000000 | 176,926,000.00 | 0.00 | 176,926,000.00 | 176,926,000.00 | 0.00 | 0.00 | 0.00 | 176,926,000.00 | 60,229,293.87 | 0.00 | 0.00 | 0.00 | 0.00 | 60,229,293.87 | 32,672,201.68 | 0.00 | 0.00 | 0.00 | 32,672,201.68 | 0.00 | 116,696,706.13 | 136,209.83 | 27,420,882.36 |
| General Management and Supervision | 100000100001000 | 176,926,000.00 | 0.00 | 176,926,000.00 | 176,926,000.00 | 0.00 | 0.00 | 0.00 | 176,926,000.00 | 60,229,293.87 | 0.00 | 0.00 | 0.00 | 0.00 | 60,229,293.87 | 32,672,201.68 | 0.00 | 0.00 | 0.00 | 32,672,201.68 | 0.00 | 116,696,706.13 | 136,209.83 | 27,420,882.36 |
| PS | | 80,941,000.00 | 0.00 | 80,941,000.00 | 80,941,000.00 | 0.00 | 0.00 | 0.00 | 80,941,000.00 | 15,862,137.82 | 0.00 | 0.00 | 0.00 | 0.00 | 15,862,137.82 | 15,725,927.99 | 0.00 | 0.00 | 0.00 | 15,725,927.99 | 0.00 | 65,078,862.18 | 136,209.83 | 0.00 |
| MOOE | | 89,236,000.00 | 0.00 | 89,236,000.00 | 89,236,000.00 | 0.00 | 0.00 | 0.00 | 89,236,000.00 | 44,367,156.05 | 0.00 | 0.00 | 0.00 | 0.00 | 44,367,156.05 | 16,946,273.69 | 0.00 | 0.00 | 0.00 | 16,946,273.69 | 0.00 | 44,868,843.95 | 0.00 | 27,420,882.36 |
| CO | | 6,749,000.00 | 0.00 | 6,749,000.00 | 6,749,000.00 | 0.00 | 0.00 | 0.00 | 6,749,000.00 | 0.00 | 0.00 | 0.00 | 0.00 | 0.00 | 0.00 | 0.00 | 0.00 | 0.00 | 0.00 | 0.00 | 6,749,000.00 | 0.00 | 0.00 | 0.00 |
| Sub-Total, General Administration and Support | | 176,926,000.00 | 0.00 | 176,926,000.00 | 176,926,000.00 | 0.00 | 0.00 | 0.00 | 176,926,000.00 | 60,229,293.87 | 0.00 | 0.00 | 0.00 | 0.00 | 60,229,293.87 | 32,672,201.68 | 0.00 | 0.00 | 0.00 | 32,672,201.68 | 0.00 | 116,696,706.13 | 136,209.83 | 27,420,882.36 |
| PS | | 80,941,000.00 | 0.00 | 80,941,000.00 | 80,941,000.00 | 0.00 | 0.00 | 0.00 | 80,941,000.00 | 15,862,137.82 | 0.00 | 0.00 | 0.00 | 0.00 | 15,862,137.82 | 15,725,927.99 | 0.00 | 0.00 | 0.00 | 15,725,927.99 | 0.00 | 65,078,862.18 | 136,209.83 | 0.00 |
| MOOE | | 89,236,000.00 | 0.00 | 89,236,000.00 | 89,236,000.00 | 0.00 | 0.00 | 0.00 | 89,236,000.00 | 44,367,156.05 | 0.00 | 0.00 | 0.00 | 0.00 | 44,367,156.05 | 16,946,273.69 | 0.00 | 0.00 | 0.00 | 16,946,273.69 | 0.00 | 44,868,843.95 | 0.00 | 27,420,882.36 |
| FinEx (if Applicable) | | 0.00 | 0.00 | 0.00 | 0.00 | 0.00 | 0.00 | 0.00 | 0.00 | 0.00 | 0.00 | 0.00 | 0.00 | 0.00 | 0.00 | 0.00 | 0.00 | 0.00 | 0.00 | 0.00 | 0.00 | 0.00 | 0.00 | 0.00 |
| CO | | 6,749,000.00 | 0.00 | 6,749,000.00 | 6,749,000.00 | 0.00 | 0.00 | 0.00 | 6,749,000.00 | 0.00 | 0.00 | 0.00 | 0.00 | 0.00 | 0.00 | 0.00 | 0.00 | 0.00 | 0.00 | 0.00 | 6,749,000.00 | 0.00 | 0.00 | 0.00 |
| Operations | 3000000000000000 | 260,652,000.00 | 0.00 | 260,652,000.00 | 260,652,000.00 | 0.00 | 0.00 | 0.00 | 260,652,000.00 | 33,694,789.05 | 0.00 | 0.00 | 0.00 | 0.00 | 33,694,789.05 | 28,948,402.95 | 0.00 | 0.00 | 0.00 | 28,948,402.95 | 0.00 | 226,957,210.95 | 0.00 | 4,746,386.10 |
| OO - Privacy and data security in information and communication systems supported and enhanced | | 260,652,000.00 | 0.00 | 260,652,000.00 | 260,652,000.00 | 0.00 | 0.00 | 0.00 | 260,652,000.00 | 33,694,789.05 | 0.00 | 0.00 | 0.00 | 0.00 | 33,694,789.05 | 28,948,402.95 | 0.00 | 0.00 | 0.00 | 28,948,402.95 | 0.00 | 226,957,210.95 | 0.00 | 4,746,386.10 |
| REGULATORY AND ENFORCEMENT PROGRAM | | 260,652,000.00 | 0.00 | 260,652,000.00 | 260,652,000.00 | 0.00 | 0.00 | 0.00 | 260,652,000.00 | 33,694,789.05 | 0.00 | 0.00 | 0.00 | 0.00 | 33,694,789.05 | 28,948,402.95 | 0.00 | 0.00 | 0.00 | 28,948,402.95 | 0.00 | 226,957,210.95 | 0.00 | 4,746,386.10 |
| Regulation and Enforcement of Privacy and Data Security in Information and Communication Systems | 310100100001000 | 260,652,000.00 | 0.00 | 260,652,000.00 | 260,652,000.00 | 0.00 | 0.00 | 0.00 | 260,652,000.00 | 33,694,789.05 | 0.00 | 0.00 | 0.00 | 0.00 | 33,694,789.05 | 28,948,402.95 | 0.00 | 0.00 | 0.00 | 28,948,402.95 | 0.00 | 226,957,210.95 | 0.00 | 4,746,386.10 |
| PS | | 46,314,000.00 | 0.00 | 46,314,000.00 | 46,314,000.00 | 0.00 | 0.00 | 0.00 | 46,314,000.00 | 11,610,405.73 | 0.00 | 0.00 | 0.00 | 0.00 | 11,610,405.73 | 11,610,405.73 | 0.00 | 0.00 | 0.00 | 11,610,405.73 | 0.00 | 34,703,594.27 | 0.00 | 0.00 |
| MOOE | | 95,229,000.00 | 0.00 | 95,229,000.00 | 95,229,000.00 | 0.00 | 0.00 | 0.00 | 95,229,000.00 | 22,084,383.32 | 0.00 | 0.00 | 0.00 | 0.00 | 22,084,383.32 | 17,337,997.22 | 0.00 | 0.00 | 0.00 | 17,337,997.22 | 0.00 | 73,144,616.68 | 0.00 | 4,746,386.10 |
| CO | | 119,109,000.00 | 0.00 | 119,109,000.00 | 119,109,000.00 | 0.00 | 0.00 | 0.00 | 119,109,000.00 | 0.00 | 0.00 | 0.00 | 0.00 | 0.00 | 0.00 | 0.00 | 0.00 | 0.00 | 0.00 | 0.00 | 119,109,000.00 | 0.00 | 0.00 | 0.00 |
| Sub-Total, Operations | | 260,652,000.00 | 0.00 | 260,652,000.00 | 260,652,000.00 | 0.00 | 0.00 | 0.00 | 260,652,000.00 | 33,694,789.05 | 0.00 | 0.00 | 0.00 | 0.00 | 33,694,789.05 | 28,948,402.95 | 0.00 | 0.00 | 0.00 | 28,948,402.95 | 0.00 | 226,957,210.95 | 0.00 | 4,746,386.10 |
| PS | | 46,314,000.00 | 0.00 | 46,314,000.00 | 46,314,000.00 | 0.00 | 0.00 | 0.00 | 46,314,000.00 | 11,610,405.73 | 0.00 | 0.00 | 0.00 | 0.00 | 11,610,405.73 | 11,610,405.73 | 0.00 | 0.00 | 0.00 | 11,610,405.73 | 0.00 | 34,703,594.27 | 0.00 | 0.00 |
| MOOE | | 95,229,000.00 | 0.00 | 95,229,000.00 | 95,229,000.00 | 0.00 | 0.00 | 0.00 | 95,229,000.00 | 22,084,383.32 | 0.00 | 0.00 | 0.00 | 0.00 | 22,084,383.32 | 17,337,997.22 | 0.00 | 0.00 | 0.00 | 17,337,997.22 | 0.00 | 73,144,616.68 | 0.00 | 4,746,386.10 |
| FinEx (if Applicable) | | 0.00 | 0.00 | 0.00 | 0.00 | 0.00 | 0.00 | 0.00 | 0.00 | 0.00 | 0.00 | 0.00 | 0.00 | 0.00 | 0.00 | 0.00 | 0.00 | 0.00 | 0.00 | 0.00 | 0.00 | 0.00 | 0.00 | 0.00 |
| CO | | 119,109,000.00 | 0.00 | 119,109,000.00 | 119,109,000.00 | 0.00 | 0.00 | 0.00 | 119,109,000.00 | 0.00 | 0.00 | 0.00 | 0.00 | 0.00 | 0.00 | 0.00 | 0.00 | 0.00 | 0.00 | 0.00 | 119,109,000.00 | 0.00 | 0.00 | 0.00 |
| Sub-Total, I. Agency Specific Budget | | 437,578,000.00 | 0.00 | 437,578,000.00 | 437,578,000.00 | 0.00 | 0.00 | 0.00 | 437,578,000.00 | 83,924,082.92 | 0.00 | 0.00 | 0.00 | 0.00 | 83,924,082.92 | 61,620,604.63 | 0.00 | 0.00 | 0.00 | 61,620,604.63 | 0.00 | 343,653,917.08 | 136,209.83 | 32,167,268.46 |
| PS | | 127,255,000.00 | 0.00 | 127,255,000.00 | 127,255,000.00 | 0.00 | 0.00 | 0.00 | 127,255,000.00 | 27,472,543.55 | 0.00 | 0.00 | 0.00 | 0.00 | 27,472,543.55 | 27,336,333.72 | 0.00 | 0.00 | 0.00 | 27,336,333.72 | 0.00 | 99,782,456.45 | 136,209.83 | 0.00 |
| MOOE | | 184,465,000.00 | 0.00 | 184,465,000.00 | 184,465,000.00 | 0.00 | 0.00 | 0.00 | 184,465,000.00 | 66,451,539.37 | 0.00 | 0.00 | 0.00 | 0.00 | 66,451,539.37 | 34,284,270.91 | 0.00 | 0.00 | 0.00 | 34,284,270.91 | 0.00 | 118,013,460.63 | 0.00 | 32,167,268.46 |
| FinEx (if Applicable) | | 0.00 | 0.00 | 0.00 | 0.00 | 0.00 | 0.00 | 0.00 | 0.00 | 0.00 | 0.00 | 0.00 | 0.00 | 0.00 | 0.00 | 0.00 | 0.00 | 0.00 | 0.00 | 0.00 | 0.00 | 0.00 | 0.00 | 0.00 |
| CO | | 125,858,000.00 | 0.00 | 125,858,000.00 | 125,858,000.00 | 0.00 | 0.00 | 0.00 | 125,858,000.00 | 0.00 | 0.00 | 0.00 | 0.00 | 0.00 | 0.00 | 0.00 | 0.00 | 0.00 | 0.00 | 0.00 | 125,858,000.00 | 0.00 | 0.00 | 0.00 |

This report was generated using the Unified Reporting System on April 30, 2024 8:47 PM; Status : SUBMITTED


Department : Department of Information and Communications Technology (DICT)
 Agency/Entity : National Privacy Commission
 Operating Unit : < not applicable >
 Organization Code (UACS) : 37 003 0000000
 Fund Cluster : 01 - Regular Agency Fund


| | |
|---|-----------------------------|
| X | Current Year Appropriations |
| | Supplemental Appropriations |
| | Continuing Appropriations |


(e.g. UACS Fund Cluster: 01-Regular Agency Fund, 02-Foreign Assisted Projects Fund, 03-Special Account-Locally Funded/Domestic Grants Fund, and 04-Special Account-Foreign Assisted/Foreign Grants Fund)


| Particulars | UACS CODE | Appropriations | | | | Allotments | | | | Current Year Obligations | | | | Current Year Disbursements | | | | Balances | | | | | | |
|--|-----------|---------------------------|---|-------------------------|---------------------|---|-------------|---------------|---------------------|-----------------------------|----------------------------|---------------------------------|--------------------------------|----------------------------|-----------------------------|----------------------------|---------------------------------|--------------------------------|------------------|---------------------------|------------------------|------------------------------------|------|------|
| | | Authorized Appropriations | Adjustments (Transfer To/From, Modifications/Augmentations) | Adjusted Appropriations | Allotments Received | Adjustments (Reductions, Modifications/Augmentations) | Transfer To | Transfer From | Adjusted Allotments | 1st Quarter Ending March 31 | 2nd Quarter Ending June 30 | 3rd Quarter Ending September 30 | 4th Quarter Ending December 31 | Total | 1st Quarter Ending March 31 | 2nd Quarter Ending June 30 | 3rd Quarter Ending September 30 | 4th Quarter Ending December 31 | Total | Unreleased Appropriations | Unobligated Allotments | Unpaid Obligations (15-20)=(23+24) | | |
| 1 | 2 | 3 | 4 | 5=(3+4) | 6 | 7 | 8 | 9 | 10=[(6+)-(7)-8+9] | 11 | 12 | 13 | 14 | 15=(11+12+13+14) | 16 | 17 | 18 | 19 | 20=(16+17+18+19) | 21 | 22 | 23 | 24 | |
| II. Automatic Appropriations | | 9,920,000.00 | 0.00 | 9,920,000.00 | 9,920,000.00 | 0.00 | 0.00 | 0.00 | 9,920,000.00 | 1,722,850.93 | 0.00 | 0.00 | 0.00 | 0.00 | 1,722,850.93 | 1,722,850.93 | 0.00 | 0.00 | 0.00 | 1,722,850.93 | 0.00 | 8,197,149.07 | 0.00 | 0.00 |
| Specific Budgets of National Government Agencies | | 9,920,000.00 | 0.00 | 9,920,000.00 | 9,920,000.00 | 0.00 | 0.00 | 0.00 | 9,920,000.00 | 1,722,850.93 | 0.00 | 0.00 | 0.00 | 0.00 | 1,722,850.93 | 1,722,850.93 | 0.00 | 0.00 | 0.00 | 1,722,850.93 | 0.00 | 8,197,149.07 | 0.00 | 0.00 |
| Retirement and Life Insurance Premiums | | 9,920,000.00 | 0.00 | 9,920,000.00 | 9,920,000.00 | 0.00 | 0.00 | 0.00 | 9,920,000.00 | 1,722,850.93 | 0.00 | 0.00 | 0.00 | 0.00 | 1,722,850.93 | 1,722,850.93 | 0.00 | 0.00 | 0.00 | 1,722,850.93 | 0.00 | 8,197,149.07 | 0.00 | 0.00 |
| PS | | 9,920,000.00 | | | | | | | | | | | | | | | | | | | | | | |

| | | | | | | | | | | | | | | | | | | | | | | | | |
|---|--|----------------|------------|----------------|----------------|------------|------|------|----------------|---------------|------|------|------|---------------|---------------|------|------|------|---------------|------|----------------|------------|---------------|------|
| Pension and Gratuity Fund | | 0.00 | 819,892.00 | 819,892.00 | 0.00 | 819,892.00 | 0.00 | 0.00 | 819,892.00 | 819,892.00 | 0.00 | 0.00 | 0.00 | 819,892.00 | 819,892.00 | 0.00 | 0.00 | 0.00 | 819,892.00 | 0.00 | 0.00 | 0.00 | 0.00 | |
| PS | | 0.00 | 819,892.00 | 819,892.00 | 0.00 | 819,892.00 | 0.00 | 0.00 | 819,892.00 | 819,892.00 | 0.00 | 0.00 | 0.00 | 819,892.00 | 819,892.00 | 0.00 | 0.00 | 0.00 | 819,892.00 | 0.00 | 0.00 | 0.00 | 0.00 | |
| Sub-Total III, Special Purpose Fund | | 0.00 | 819,892.00 | 819,892.00 | 0.00 | 819,892.00 | 0.00 | 0.00 | 819,892.00 | 819,892.00 | 0.00 | 0.00 | 0.00 | 819,892.00 | 819,892.00 | 0.00 | 0.00 | 0.00 | 819,892.00 | 0.00 | 0.00 | 0.00 | 0.00 | |
| PS | | 0.00 | 819,892.00 | 819,892.00 | 0.00 | 819,892.00 | 0.00 | 0.00 | 819,892.00 | 819,892.00 | 0.00 | 0.00 | 0.00 | 819,892.00 | 819,892.00 | 0.00 | 0.00 | 0.00 | 819,892.00 | 0.00 | 0.00 | 0.00 | 0.00 | |
| MOOE | | 0.00 | 0.00 | 0.00 | 0.00 | 0.00 | 0.00 | 0.00 | 0.00 | 0.00 | 0.00 | 0.00 | 0.00 | 0.00 | 0.00 | 0.00 | 0.00 | 0.00 | 0.00 | 0.00 | 0.00 | 0.00 | 0.00 | |
| FinEx | | 0.00 | 0.00 | 0.00 | 0.00 | 0.00 | 0.00 | 0.00 | 0.00 | 0.00 | 0.00 | 0.00 | 0.00 | 0.00 | 0.00 | 0.00 | 0.00 | 0.00 | 0.00 | 0.00 | 0.00 | 0.00 | 0.00 | |
| CO | | 0.00 | 0.00 | 0.00 | 0.00 | 0.00 | 0.00 | 0.00 | 0.00 | 0.00 | 0.00 | 0.00 | 0.00 | 0.00 | 0.00 | 0.00 | 0.00 | 0.00 | 0.00 | 0.00 | 0.00 | 0.00 | 0.00 | |
| IV, Reversion of the Unobligated Allotments charged against R.A. Nos. 11485 and 11494 | | 0.00 | 0.00 | 0.00 | 0.00 | 0.00 | 0.00 | 0.00 | 0.00 | 0.00 | 0.00 | 0.00 | 0.00 | 0.00 | 0.00 | 0.00 | 0.00 | 0.00 | 0.00 | 0.00 | 0.00 | 0.00 | 0.00 | |
| GRAND TOTAL | | 447,496,000.00 | 819,892.00 | 448,317,892.00 | 447,499,000.00 | 819,892.00 | 0.00 | 0.00 | 448,317,892.00 | 96,486,826.86 | 0.00 | 0.00 | 0.00 | 96,486,826.86 | 64,163,347.66 | 0.00 | 0.00 | 0.00 | 84,163,347.66 | 0.00 | 351,851,066.15 | 136,209.83 | 32,167,268.46 | 0.00 |
| PS | | 137,175,000.00 | 819,892.00 | 137,994,892.00 | 137,175,000.00 | 819,892.00 | 0.00 | 0.00 | 137,994,892.00 | 30,015,286.48 | 0.00 | 0.00 | 0.00 | 30,015,286.48 | 29,879,076.65 | 0.00 | 0.00 | 0.00 | 29,879,076.65 | 0.00 | 107,979,605.52 | 136,209.83 | 0.00 | 0.00 |
| MOOE | | 184,465,000.00 | 0.00 | 184,465,000.00 | 184,465,000.00 | 0.00 | 0.00 | 0.00 | 184,465,000.00 | 66,451,539.37 | 0.00 | 0.00 | 0.00 | 66,451,539.37 | 34,284,270.91 | 0.00 | 0.00 | 0.00 | 34,284,270.91 | 0.00 | 118,013,460.63 | 0.00 | 32,167,268.46 | 0.00 |
| CO | | 125,856,000.00 | 0.00 | 125,856,000.00 | 125,856,000.00 | 0.00 | 0.00 | 0.00 | 125,856,000.00 | 0.00 | 0.00 | 0.00 | 0.00 | 0.00 | 0.00 | 0.00 | 0.00 | 0.00 | 0.00 | 0.00 | 125,856,000.00 | 0.00 | 0.00 | 0.00 |
| Recapitulation by CO: | | | | | | | | | | | | | | | | | | | | | | | | |
| I, Agency Specific Budget | | 260,652,000.00 | 0.00 | 260,652,000.00 | 260,652,000.00 | 0.00 | 0.00 | 0.00 | 260,652,000.00 | 33,694,789.05 | 0.00 | 0.00 | 0.00 | 33,694,789.05 | 28,948,402.95 | 0.00 | 0.00 | 0.00 | 28,948,402.95 | 0.00 | 226,957,210.95 | 0.00 | 4,746,386.10 | 0.00 |
| REGULATORY AND ENFORCEMENT PROGRAM | | 260,652,000.00 | 0.00 | 260,652,000.00 | 260,652,000.00 | 0.00 | 0.00 | 0.00 | 260,652,000.00 | 33,694,789.05 | 0.00 | 0.00 | 0.00 | 33,694,789.05 | 28,948,402.95 | 0.00 | 0.00 | 0.00 | 28,948,402.95 | 0.00 | 226,957,210.95 | 0.00 | 4,746,386.10 | 0.00 |

Certified Correct:

 MARK G. ENRIQUEZ
 SUPERVISING ADMINISTRATIVE OFFICER
 Date: April 30, 2024 08:13 PM

Certified Correct:

 JOHANNA PARLAT GOMEZ
 ACCOUNTANT III
 Date: April 30, 2024 08:13 PM

Recommending Approval By:

 MARILU C. LEELIAN
 Chief, FPMD
 Date: April 30, 2024 08:40 PM

Approved By:

 ATTY. IVN RONALD D.M. ALZONA
 Executive Director IV & OIC - Director IV, FAO
 Date: April 30, 2024 08:47 PM